BATTLETECH™

BATTLEMECH RECORD SHEET

'MECH DATA

Type: Griffin GRF-2N2

Movement Points:		**Tonnage:**	55
Walking:	5	**Tech Base:**	Inner Sphere
Running:	8	**Rules Level:**	Standard
Jumping:	5	**Role:**	Skirmisher
Engine Type:	275 Fusion		

Weapons & Equipment Inventory (hexes)

Qty	Type	Loc	Ht	Dmg	Min	Sht	Med	Lng
1	PPC	RA	10	10 [DE]	3	6	12	18
1	SRM 6	LT	4	2/Msl [M,C,S]	—	3	6	9
1	ECM Suite (Guardian)	LT	—	[E]	—	—	—	6
1	SRM 6	RT	4	2/Msl [M,C,S]	—	3	6	9

Ammo: (SRM 6) 30

BV: 1,513

WARRIOR DATA

Name: _____

Gunnery Skill: _____ **Piloting Skill:** _____

Hits Taken	1	2	3	4	5	6
Consciousness #	3	5	7	10	11	Dead

ARMOR DIAGRAM

Ferro-Fibrous

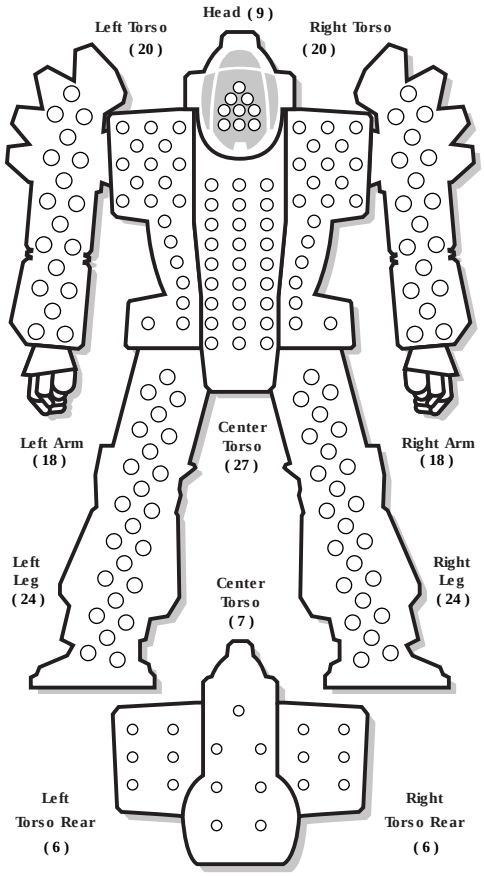

INTERNAL STRUCTURE DIAGRAM

Endo Steel

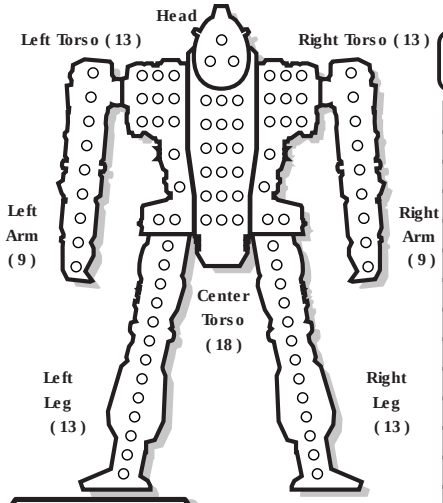

Heat Scale

Overflow
30*
29
28*
27
26*
25*
24*
23*
22*
21
20*
19*
18*
17*
16
15*
14*
13*
12
11
10*
9
8*
7
6
5*
4
3
2
1
0

HEAT DATA

Double Heat Sinks: 11 (22)

Heat Level*	Effects	
30	Shutdown	○ ○
28	Ammo Exp, avoid on 8+	○
26	Shutdown, avoid on 10+	○
25	–5 Movement Points	○
24	+4 Modifier to Fire	○
23	Ammo Exp, avoid on 6+	○
22	Shutdown, avoid on 8+	○
20	–4 Movement Points	○
19	Ammo Exp, avoid on 4+	○
18	Shutdown, avoid on 6+	○
17	+3 Modifier to Fire	○
15	–3 Movement Points	
14	Shutdown, avoid on 4+	
13	+2 Modifier to Fire	
10	–2 Movement Points	
8	+1 Modifier to Fire	
5	–1 Movement Points	

CRITICAL TABLE

Left Arm

1-3
1. **Shoulder**
2. **Upper Arm Actuator**
3. **Lower Arm Actuator**
4. **Hand Actuator**
5. Ferro-Fibrous
6. Ferro-Fibrous

4-6
1. Ferro-Fibrous
2. Ferro-Fibrous
3. Ferro-Fibrous
4. Ferro-Fibrous
5. Roll Again
6. Roll Again

Left Torso

1-3
1. **Jump Jet**
2. **Jump Jet**
3. **SRM 6**
4. **SRM 6**
5. **ECM Suite (Guardian)**
6. **ECM Suite (Guardian)**

4-6
1. Ferro-Fibrous
2. Ferro-Fibrous
3. Ferro-Fibrous
4. Ferro-Fibrous
5. Ferro-Fibrous
6. Ferro-Fibrous

Left Leg

1. **Hip**
2. **Upper Leg Actuator**
3. **Lower Leg Actuator**
4. **Foot Actuator**
5. Ferro-Fibrous
6. Ferro-Fibrous

Head

1. **Life Support**
2. **Sensors**
3. **Cockpit**
4. Endo Steel
5. **Sensors**
6. **Life Support**

Center Torso

1-3
1. **Fusion Engine**
2. **Fusion Engine**
3. **Fusion Engine**
4. **Gyro**
5. **Gyro**
6. **Gyro**

4-6
1. **Gyro**
2. **Fusion Engine**
3. **Fusion Engine**
4. **Fusion Engine**
5. **Jump Jet**
6. Endo Steel

Engine Hits ○ ○ ○
Gyro Hits ○ ○
Sensor Hits ○ ○
Life Support ○

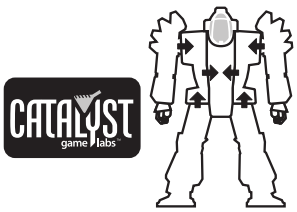

Damage Transfer Diagram

Right Arm

1-3
1. **Shoulder**
2. **Upper Arm Actuator**
3. **Lower Arm Actuator**
4. **Hand Actuator**
5. **PPC**
6. **PPC**

4-6
1. **PPC**
2. Endo Steel
3. Endo Steel
4. Endo Steel
5. Endo Steel
6. Endo Steel

Right Torso (CASE)

1-3
1. **Jump Jet**
2. **Jump Jet**
3. **SRM 6**
4. **SRM 6**
5. **Ammo (SRM 6) 15**
6. **Ammo (SRM 6) 15**

4-6
1. CASE
2. Endo Steel
3. Endo Steel
4. Endo Steel
5. Endo Steel
6. Endo Steel

Right Leg

1. **Hip**
2. **Upper Leg Actuator**
3. **Lower Leg Actuator**
4. **Foot Actuator**
5. Endo Steel
6. Endo Steel

© 2023 The Topps Company, Inc. Classic BattleTech, BattleTech, 'Mech and BattleMech are trademarks of The Topps Company, Inc. All rights reserved. Catalyst Game Labs and the Catalyst Game Labs logo are trademarks of InMediaRes Production, LLC. Permission to photocopy for personal use.